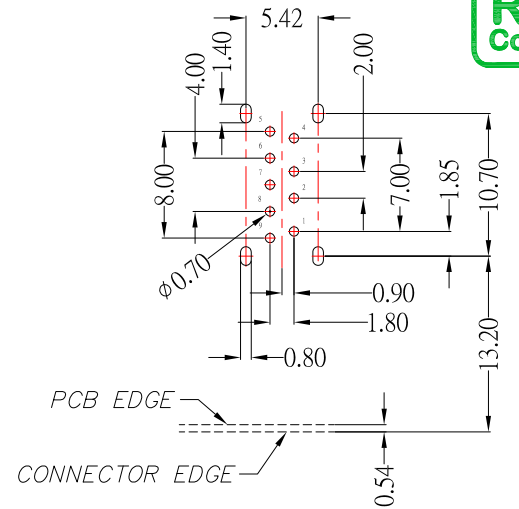
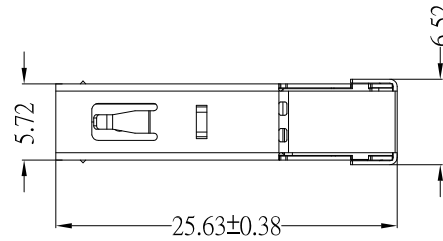




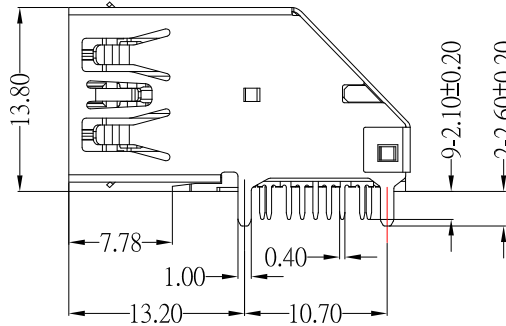
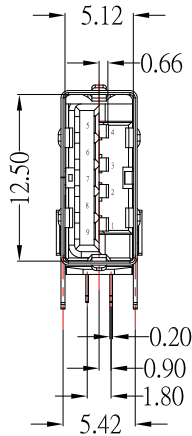
SUA-110PE-30x-S277

鍍層厚度:

Blank	: 1u"
2	: 15u"
3	: 30u"

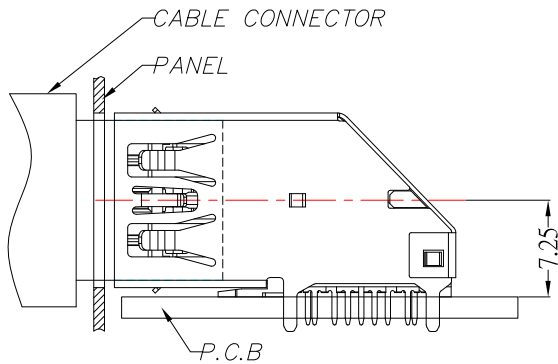


P.C.B LAYOUT MOUNTING PATTERN

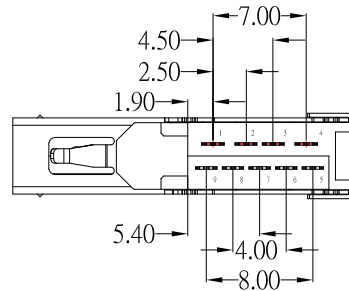


NOTE:

- MATERIAL:
 - HOUSING: LCP , Blue .
 - CONTACT: 4PIN---PHOSPHOR BRONZE.
5PIN---BRASS.
 - SHELL: SUS.
- Finish:
 - CONTACT: PLATED GOLD IN MATING AREA ;
TIN PLATED ON SOLDER BALLS ;
NICKEL UNDER PLATED OVERALL
 - SHELL: NICKEL UNDER PLATED SURFACE LAYER
- ELECTRICAL CHARACTERISTICS:
 - CONTACT RESISTANCE: 30mΩ MAX (for pin1& pin4),
50mΩ MAX (for other contacts)
 - RATING: 1.8 A , 5.0V DC
 - DIELECTRIC WITHSTANDING VOLTAGE: 100V AC
 - INSULATION RESISTANCE 1000 MΩ MIN
 - OPERATING TEMPERATURE: -20°C ~ 85°C.
- MECHANICAL CHARACTERISTICS:
 - MATING FORCE: 35N MAX;
 - UNMATING FORCE: 10N MIN;



RECESSED MOUNTING CONFIGURATION



Pin #	SIGNAL NAME	DESCRIPTION	MATING SEQUENCE
1	VBUS	POWER	SECOND
2	D-	USB 2.0 DIFFERENTIAL PAIR	THIRD
3	D+		
4	GND	GROUND FOR POWER RETURN	SECOND
5	StdA_SSRX-	SUPERSPEED RECEIVER DIFFERENTIAL PAIR	LAST
6	StdA_SSRX+		
7	GND_DRAIN	GROUND FOR SIGNAL RETURN	
8	StdA_SSTX-	SUPERSPEED TRANSMITTER DIFFERENTIAL PAIR	
9	StdA_SSTX+		
Shell	Shield	CONNECTOR METAL SHELL	FIRST

東莞市高迪電子有限公司
DONG GUAN GAO DI ELECTRONICS CO., LTD

TOLERANCE UNLESS OTHERWISE STATED:
Up to 5 ±0.2
Above 5 ~ 15 ±0.3
Above 15 ~ 30 ±0.4
Above 30 ~ 50 ±0.5
Angle ±0.3

3RD. ANGEL'S



UNITS MM

DRAWN BY:	DATE	MAT'L	TITLE	CONNECTOR
Jack Lu	05/17/23			
CHECKED BY:	DATE	FINISH	MODLE	USB 3.0 AF 側插 無捲邊 外殼直2.6 L25.63
Jacky Chen	05/17/23			
APPROVED BY:	DATE	SCALE	DWG NO.	SUA-110PE-30x-S277
Tony Kao	05/17/23	1 : 1	PART NO.	SUA-110PE-30x-S277
		SHEET NO.	1 of 1	
			SIZE	A4
			VER	R2